

Stage6[®] 

performance is our mission



STAGE6[®]
PRO REPLICAS MKII EXHAUST



TUNING THE EASY WAY!

With the Pro Replica MKII Exhaust, STAGE6 has recently developed a CE homologated performance and easy to setup exhaust range, for the most popular scooter models. Why we call it "Tuning the easy way"?

Because setting it up is as simple as it gets!

KEY FACTS

CE Homologated

The complete Pro Replica MKII range is equipped with a CE homologation, allowing worry free street legal use. We remind that the removal of the restrictions void the homologation of the exhaust.

For 50 and 70cc Setups

The Pro Replica MKII exhaust enhances performance not only on 50cc cylinders but also on 70cc Sport setups.

Easy to setup

The main goal in the development of the Pro Replica MKII range was improving the variomatic setup process. It was delicate and time consuming on the MKI version. Thanks to it's extremely wide powerband, the new MKII model is easy to setup and performs well even in situations where the roller weight is far from being ideal.

This translates in shorter workshop times and less need of maintenance and adjustments over time. It can be done easily, even by beginners!

Less noisy

We've been able to reduce the noise level of the Pro Replica MKII significantly. This makes the exhaust less prone to examination by the police and is the ideal solution for users who want to maintain a decent appearance on the street.

Colors

The Pro Replica MKII exhaust is available in 5 different silencer color combinations, thus giving the opportunity to match the silencer to the overall color of the scooter and give it a personal touch.

High Quality / Made in Europe

The Pro Replica MKII exhaust is 100% built in Europe, using the best materials available on the market. Only the most advanced and reliable production techniques are used to produce the exhaust, granting a long life of the product.

Spare Parts availability

All parts of the Pro Replica MKII exhaust are available as spare parts. From the silencer to the naked exhaust body, STAGE6 carries everything the customer may need to repair or service the exhaust over it's lifespan.

Warranty Service

The Pro Replica MKII exhaust benefits of the know premium warranty service of all STAGE6 products.

PRO REPLICA MKII VARIOMATIC SETUP SUGGESTIONS

No need to start blindly. Below we report a detailed variomatic setting guide for all models and the most common configurations.

As a general rule of thumb, the Pro Replica MKII setup process requires roughly 1 gramm lighter rollers than what is used with an OEM exhaust. With this variomatic adjustment, you are already good to go!

For the most demanding users, we recommend in addition the use of harder clutch springs and on 50cc Streetrace and 70cc Streetrace setups, a harder torque spring!

Engine	Cylinder	Reference Model	Variomatic	Roller Weights OEM (g)	Roller Weights optimised Pro Replica (g)	Difference g	Efficient RPM Range	Peak Power RPM	Torque Spring	Clutch springs	SKU Exhaust	SKU WEIGHT TUNING KIT	SKU Torque spring	SKU Clutch springs
Minarelli	Original 50cc	Aerox	OEM 15x12	5,5	5	-0,5	7.500-8.500	8.200	OEM	Soft	S6-9116604/**	S6-GS15002	--	S6-5316620
Minarelli	Original 50cc	Aerox	Sport Pro 16x13		6		7.500-8.500	8.200	OEM	Soft	S6-9116604/**	S6-GS16013	--	S6-5316620
Minarelli	Streetrace 50cc	Aerox	OEM 15x12	5,5	4	-1,5	9.000-10.400	9.800	OEM/Soft	Soft-Medium	S6-9116604/**	S6-GS15002	S6-5216601	S6-5316620
Minarelli	Streetrace 50cc	Aerox	Sport Pro 16x13		5		9.000-10.400	9.800	OEM/Soft	Soft-Medium	S6-9116604/**	S6-GS16012	S6-5216601	S6-5316620
Minarelli	Streetrace 70cc	Aerox	OEM 15x12	5,5	4,5	-1	8.200-10.500	9.200	Soft	Soft	S6-9116604/**	S6-GS15002	S6-5216601	S6-5316620
Minarelli	Streetrace 70cc	Aerox	Sport Pro 16x13		5,5		8.200-10.500	9.200	Soft	Soft	S6-9116604/**	S6-GS16012	S6-5216601	S6-5316620
Peugeot	Original 50cc	Jetforce	OEM 16x13	8	7,5	-0,5	7.500-8.500	8.200	OEM	Soft	S6-9117804/**	S6-GS16014	--	S6-5317530
Peugeot	Original 50cc	Jetforce	Sport Pro 16x13		7		7.500-8.500	8.200	OEM	Soft	S6-9117804/**	S6-GS16014	--	S6-5317530
Peugeot	Sport 50cc*	Jetforce	OEM 16x13	8	6,5	-1,5	9.000-10.400	9.800	OEM	Soft-Medium	S6-9117804/**	S6-GS16013	--	S6-5317530
Peugeot	Sport 50cc*	Jetforce	Sport Pro 16x13		6		9.000-10.400	9.800	OEM	Soft-Medium	S6-9117804/**	S6-GS16013	--	S6-5317530
Peugeot	Sport 70cc*	Jetforce	OEM 16x13	8	7	-1	8.200-10.500	9.200	Medium	Soft	S6-9117804/**	S6-GS16014	S6-5217502	S6-5317530
Peugeot	Sport 70cc*	Jetforce	Sport Pro 16x13		7		8.200-10.500	9.200	Medium	Soft	S6-9117804/**	S6-GS16014	S6-5217502	S6-5317530
Piaggio	Original 50cc	NRG	OEM 19x15,5	6,5	6	-0,5	7.500-8.500	8.200	OEM/soft	Soft	S6-9114004/**	S6-GS19043	S6-5214001	S6-5314010
Piaggio	Original 50cc	NRG	Sport Pro 16x13		6		7.500-8.500	8.200	OEM/soft	Soft	S6-9114004/**	S6-GS16013	S6-5214001	S6-5314010
Piaggio	Streetrace 50cc	NRG	OEM 19x15,5	6,5	5	-1,5	9.000-10.400	9.800	Soft	Soft-Medium	S6-9114004/**	S6-GS19042	S6-5214001	S6-5314010
Piaggio	Streetrace 50cc	NRG	Sport Pro 16x13		6,5		9.000-10.400	9.800	Soft	Soft-Medium	S6-9114004/**	S6-GS16013	S6-5214001	S6-5314010
Piaggio	Streetrace 70cc	NRG	OEM 19x15,5	6,5	5,5	-1	8.200-10.500	9.200	Soft	Soft	S6-9114004/**	S6-GS19043	S6-5214001	S6-5314010
Piaggio	Streetrace 70cc	NRG	Sport Pro 16x13		7		8.200-10.500	9.200	Soft	Soft	S6-9114004/**	S6-GS16013	S6-5214001	S6-5314010
Minarelli vertical	Original 50cc	Booster	OEM 15x12	6,5	6	-0,5	7.500-8.500	8.200	OEM	Soft	S6-9116804/**	S6-GS15002	--	S6-5316620
Minarelli vertical	Original 50cc	Booster	Sport Pro 16x13		6,5		7.500-8.500	8.200	OEM	Soft	S6-9116804/**	S6-GS16013	--	S6-5316620
Minarelli vertical	Streetrace 50cc	Booster	OEM 15x12	6,5	5	-1,5	9.000-10.400	9.800	Soft	Soft-Medium	S6-9116804/**	S6-GS15002	S6-5216601	S6-5316620
Minarelli vertical	Streetrace 50cc	Booster	Sport Pro 16x13		5,5		9.000-10.400	9.800	Soft	Soft-Medium	S6-9116804/**	S6-GS16012	S6-5216601	S6-5316620
Minarelli vertical	Streetrace 70cc	Booster	OEM 15x12	6,5	5,5	-1	8.200-10.500	9.200	Soft	Soft	S6-9116804/**	S6-GS15002	S6-5216601	S6-5316620
Minarelli vertical	Streetrace 70cc	Booster	Sport Pro 16x13		6		8.200-10.500	9.200	Soft	Soft	S6-9116804/**	S6-GS16012	S6-5216601	S6-5316620

PRO REPLICA MKII PERFORMANCE GRAPHS

Below we report a series of performance graphs of the most common configurations. Note the wide powerband where the Pro Replica MKII exhausts supports a useable powerband of up to 2.500RPM!

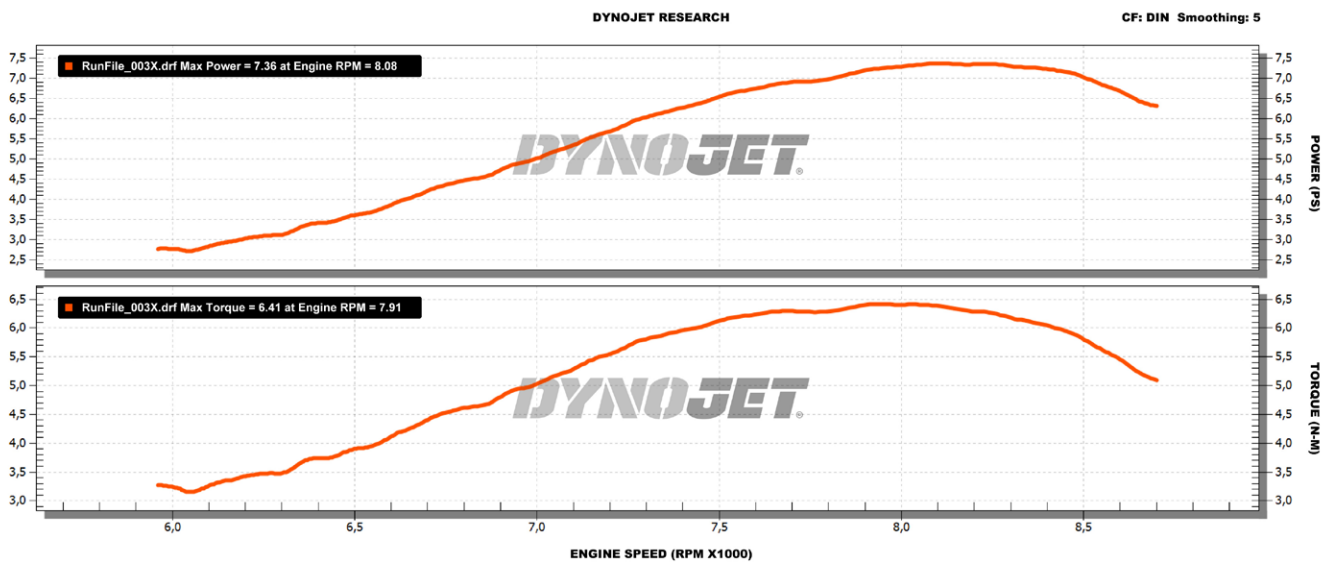
Setting up an exhaust, won't get any easier than this.

MINARELLI LC 50 OEM

STAGE 6®
CYLINDERKIT 50CC OEM



S6R/T®
BREED OF SPEED



CYLINDERKIT 50CC OEM

MAX POWER = 7.36 PS MAX TORQUE = 6.41 N-M

RUNFILE_003.DRF [AT: 11:48:24, WEDNESDAY, 4. MAY 2022] [CF: DIN 1.02]

RUN TYPE: RO
RUN CONDITIONS: 22.7°C, 1001.8 MBARS, HUMIDITY 19%
DIN 1.02

CRANKSHAFT	STAGE6 PRO REPLICA 10MM	S6-8116600
EXHAUST	STAGE6 PRO REPLICA MK2 (*)	S6-9116604
CARBURETOR	STAGE6 MK2 DELLORTO BLACK EDITION	S6-31DEL-19

(*) DERESTRICTED

PRO REPLICA MKII PERFORMANCE GRAPHS

Below we report a series of performance graphs of the most common configurations. Note the wide powerband where the Pro Replica MKII exhausts supports a useable powerband of up to 2.500RPM!

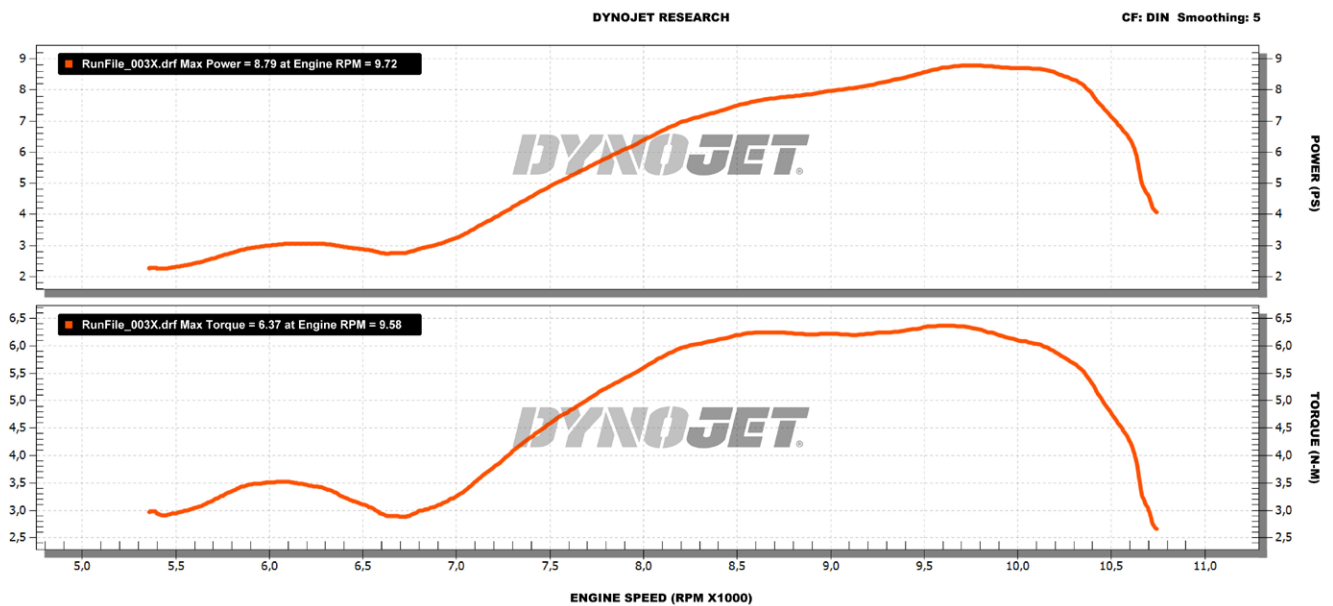
Setting up an exhaust, won't get any easier than this.

MINARELLI LC 50 STRETRACE

STAGE 6®
STRETRACE 50CC



S6R/T®
BREED OF SPEED



STAGE6 STRETRACE 50CC

MAX POWER = 8.79 PS MAX TORQUE = 6.37 N-M

RUNFILE_003X.DRF [AT: 16:14:14, WEDNESDAY, 7. APRIL 2021] [CF: DIN 1.01]

RUN TYPE: RO
RUN CONDITIONS: 20.1°C, 1004.6 MBARS, HUMIDITY 11%
DIN 1.01

CYLINDERKIT	STAGE6 STRETRACE 50CC	S6-7116620
CRANKSHAFT	STAGE6 PRO REPLICA 10MM	S6-8116600
EXHAUST	STAGE6 PRO REPLICA MK2 (*)	S6-9116604
CARBURETOR	STAGE6 MK2 DELLORTO BLACK EDITION	S6-31DEL-19
REED VALVE	STAGE6 R/T FKM (VITON®)	S6-3219066/VT

(*) DERESTRICTED

PRO REPLICA MKII PERFORMANCE GRAPHS

Below we report a series of performance graphs of the most common configurations. Note the wide powerband where the Pro Replica MKII exhausts supports a useable powerband of up to 2.500RPM!

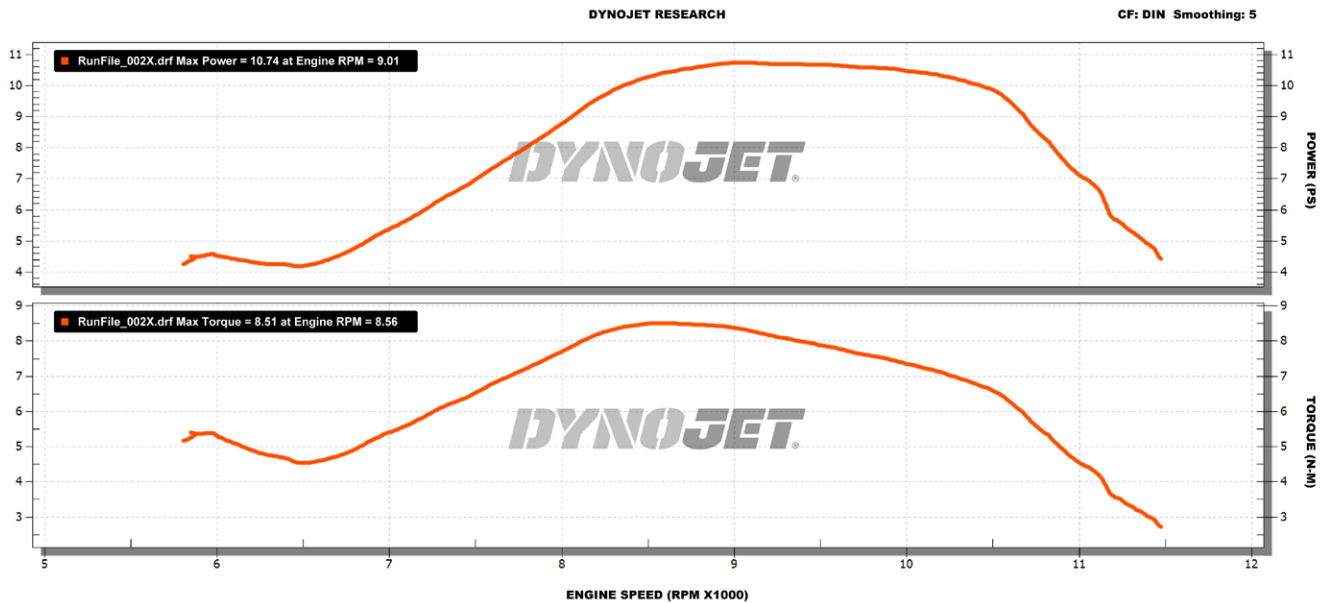
Setting up an exhaust, won't get any easier than this.

MINARELLI LC 70 STRETRACE

STAGE 6® STRETRACE 70CC



S6R/T® BREED OF SPEED



STAGE6 STRETRACE 70CC

MAX POWER = 10.74 PS MAX TORQUE = 8.51 N-M

RUNFILE_002X.DRF [AT: 13:58:52, WEDNESDAY, 7. APRIL 2021] [CF: DIN 1.01]

RUN TYPE: RO
 RUN CONDITIONS: 19.7°C, 1004,6, MBARS, HUMIDITY 12%
 DIN 1.01

CYLINDERKIT	STAGE6 STRETRACE 70CC	S6-7216651
CRANKSHAFT	STAGE6 PRO REPLICA 10MM	S6-8116600
EXHAUST	STAGE6 PRO REPLICA MK2 (*)	S6-9116604
CARBURETOR	STAGE6 MK2 DELLORTO BLACK EDITION	S6-31DEL-19
REED VALVE	STAGE6 R/T FKM (VITON®)	S6-3219066/VT

(*) DERESTRICTED